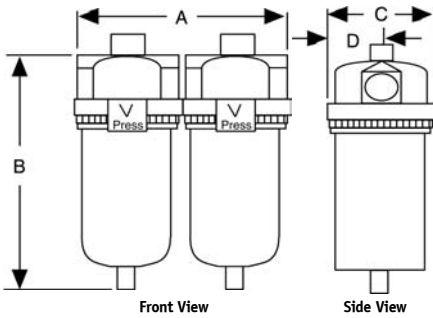
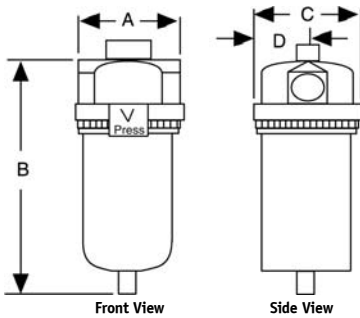


Eliminox



Eliminox Combo



Physical Dimensions

Model #	Description	A	B	C
1P-060-S04-P	Metal Bowl, Manual Drain	3.25	11.0	3.25
1P-060-S04-F	Metal Bowl, Float Drain	3.25	11.0	3.25
1P-060-S04-DCP	Metal Bowl, Manual Drain, Combo	7.0	11.0	3.25
1P-060-S04-DC	Metal Bowl, Float Drain, Combo	7.0	11.0	3.25
1P-090-S06-P	Metal Bowl, Manual Drain	3.75	15.5	3.75
1P-150-S08-F	Metal Bowl, Float Drain	3.75	15.5	3.75
1P-150-S06-DCP	Metal Bowl, Manual Drain, Combo	8.0	15.5	3.75
1P-090-S08-DC	Metal Bowl, Float Drain, Combo	8.0	15.5	3.75

Order Guide

	60 SCFM Metal Bowl 1/2" Port	90 SCFM Metal Bowl 3/4" Port	150 SCFM Metal Bowl 1" Port
Manual Drain	1P-060-S04-P	1P-090-S06-P	1P-150-S08-P
Float Drain	1P-060-S04-F	1P-090-S06-F	1P-150-S08-F
Manual Drain	1P-060-S04-DCP	1P-090-S06-DCP	1P-150-S08-DCP
Float Drain	1P-060-S04-DC	1P-090-S06-DC	1P-150-S08-DC

Specifications

Port Sizes	1/2" (060); 3/4", 1" (090, 150)
Thread Styles	NPT
Flow Capacity	60 SCFM @ 100 PSI
Bowl Type	316 Stainless Steel
Maximum Temp. & Pressure*	Auto Drain: 125°F, 150 PSIG Man. Drain: 150°F, 250 PSIG
Filter Capacity	0.01 Micron and Larger (Combo) 3.0 Micron and Larger (Eliminox)
Differential Pressure	< 3.0 PSID at Rated Flow

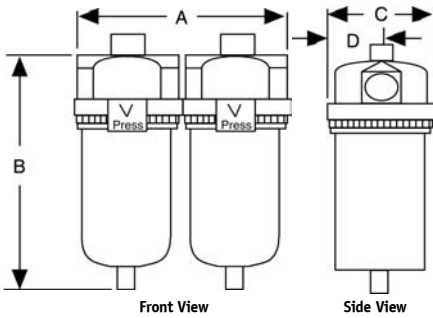
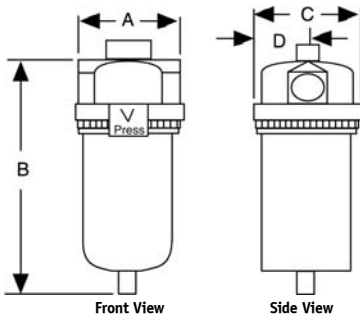
Replacement Parts & Accessories

Description	Part Number
Bowl O-Ring (060)	N32-95-147
Bowl O-Ring (090, 150)	KSG-176
Plastic Float Drain	N32-95-973
Manual Drain	PC-03
1st Stage Element	1P-060, 1P-090 1P-150
2nd Stage Element (Combo)	3C-060, 3C-090 3C-150

Eliminator



Eliminator Combo



Physical Dimensions

Model #	Description	A	B	C
3P-060-S04-P	Metal Bowl, Manual Drain	3.25	11.0	3.25
3P-060-S04-F	Metal Bowl, Float Drain	3.25	11.0	3.25
3P-060-S04-DCP	Metal Bowl, Manual Drain, Combo	7.0	11.0	3.25
3P-060-S04-DC	Metal Bowl, Float Drain, Combo	7.0	11.0	3.25
3P-090-S06-P	Metal Bowl, Manual Drain	3.75	15.5	3.75
3P-150-S08-F	Metal Bowl, Float Drain	3.75	15.5	3.75
3P-150-S06-DCP	Metal Bowl, Manual Drain, Combo	8.0	15.5	3.75
3P-090-S08-DC	Metal Bowl, Float Drain, Combo	8.0	15.5	3.75

Order Guide

	60 SCFM Metal Bowl 1/2" Port	90 SCFM Metal Bowl 3/4" Port	150 SCFM Metal Bowl 1" Port
Manual Drain	3P-060-S04-P	3P-090-S06-P	3P-150-S08-P
Float Drain	3P-060-S04-F	3P-090-S06-F	3P-150-S08-F
Manual Drain	3P-060-S04-DCP	3P-090-S06-DCP	3P-150-S08-DCP
Float Drain	3P-060-S04-DC	3P-090-S06-DC	3P-150-S08-DC

Specifications

Port Sizes	1/2" (060); 3/4", 1" (090, 150)
Thread Styles	NPT
Flow Capacity	60 SCFM @ 100 PSI
Bowl Type	316 Stainless Steel
Maximum Temp. & Pressure*	Auto Drain: 125°F, 150 PSIG Man. Drain: 150°F, 250 PSIG
Filter Capacity	0.01 Micron and Larger (Combo) 1.0 Micron and Larger (Eliminator)
Differential Pressure	< 3.0 PSID at Rated Flow

Replacement Parts & Accessories

Description	Part Number
Bowl O-Ring (060)	N32-95-147
Bowl O-Ring (090, 150)	KSG-176
Plastic Float Drain	N32-95-973
Manual Drain	PC-03
1st Stage Element	3P-060, 3P-090 3P-150
2nd Stage Element (Combo)	3C-060, 3C-090 3C-150

Stainless Steel Filter Dryer/Coalescer

Stainless Steel Filter Dryer/Coalescer

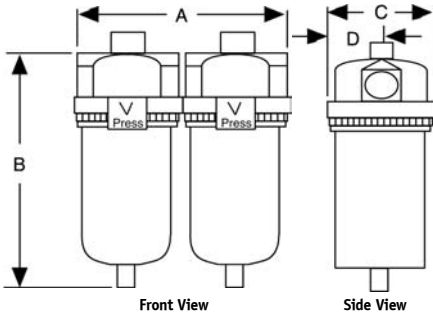
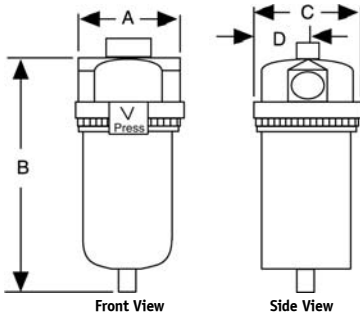


1-800-521-9200

Oil Extractor



Oil Extractor Combo



Physical Dimensions

Model #	Description	A	B	C
4P-060-S04-P	Metal Bowl, Manual Drain	3.25	11.0	3.25
4P-060-S04-F	Metal Bowl, Float Drain	3.25	11.0	3.25
4P-060-S04-DCP	Metal Bowl, Manual Drain, Combo	7.0	11.0	3.25
4P-060-S04-DC	Metal Bowl, Float Drain, Combo	7.0	11.0	3.25
4P-090-S06-P	Metal Bowl, Manual Drain	3.75	15.5	3.75
4P-150-S08-F	Metal Bowl, Float Drain	3.75	15.5	3.75
4P-150-S06-DCP	Metal Bowl, Manual Drain, Combo	8.0	15.5	3.75
4P-090-S08-DC	Metal Bowl, Float Drain, Combo	8.0	15.5	3.75

Order Guide

	60 SCFM Metal Bowl 1/2" Port	90 SCFM Metal Bowl 3/4" Port	150 SCFM Metal Bowl 1" Port
Manual Drain	4P-060-S04-P	4P-090-S06-P	4P-150-S08-P
Float Drain	4P-060-S04-F	4P-090-S06-F	4P-150-S08-F
Manual Drain	4P-060-S04-DCP	4P-090-S06-DCP	4P-150-S08-DCP
Float Drain	4P-060-S04-DC	4P-090-S06-DC	4P-150-S08-DC

Specifications

Port Sizes	1/2" (060); 3/4", 1" (090, 150)
Thread Styles	NPT
Flow Capacity	60 SCFM @ 100 PSI
Bowl Type	316 Stainless Steel
Maximum Temp. & Pressure*	Auto Drain:125°F, 150 PSIG Man. Drain:150°F, 250 PSIG
Filter Capacity	0.01 Micron and Larger (Combo) 1.0 Micron and Larger (Oil Extractor) Activated Carbon Oil Absorption to 0.003 ppm
Differential Pressure	< 3.0 PSID at Rated Flow

Replacement Parts & Accessories

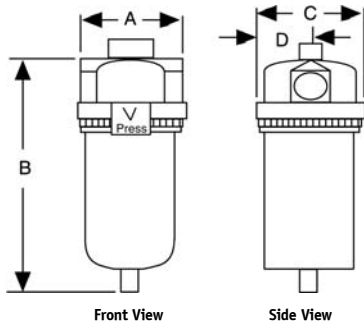
Description	Part Number
Bowl O-Ring	N32-95-147
Bowl O-Ring (090, 150)	KSG-176
Plastic Float Drain	N32-95-973
Manual Drain	PC-03
1st Stage Element	4P-060, 4P-090 4P-150
2nd Stage Element (Combo)	3C-060, 3C-090 3C-150

Stainless Steel Oil Extractor/Coalescer

Stainless Steel Oil Extractor/Coalescer



1-800-521-9200



Physical Dimensions

Model #	Description	A	B	C
3C-060-S04-P	Metal Bowl, Manual Drain	3.25	11.0	3.25
3C-060-S04-F	Metal Bowl, Float Drain	3.25	11.0	3.25
3C-090-S06-P	Metal Bowl, Manual Drain	3.75	15.5	3.75
3C-150-S08-F	Metal Bowl, Float Drain	3.75	15.5	3.75

Specifications

Port Sizes	1/2" (060); 3/4", 1" (090, 150)
Thread Styles	NPT
Flow Capacity	60 SCFM @ 100 PSI
Bowl Type	316 Stainless Steel
Maximum Temp. & Pressure*	Auto Drain:125°F, 150 PSIG Man. Drain:150°F, 250 PSIG
Filter Capacity	0.01 Micron and Larger
Differential Pressure	< 3.0 PSID at Rated Flow

Order Guide

	60 SCFM Metal Bowl 1/2" Port	90 SCFM Metal Bowl 3/4" Port	150 SCFM Metal Bowl 1" Port
Manual Drain	3C-060-S04-P	3C-090-S06-P	3C-150-S08-P
Float Drain	3C-060-S04-F	3C-090-S06-F	3C-150-S08-F

Replacement Parts & Accessories

Description	Part Number
Bowl O-Ring (060)	N32-95-147
Bowl O-Ring (090, 150)	KSG-176
Plastic Float Drain	N32-95-973
Manual Drain	PC-03
Element	3C-060, 3C-090 3C-150

