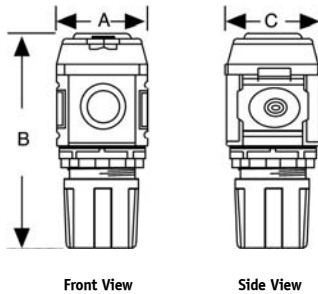


# 40–185 SCFM Compact Regulator



## Physical Dimensions

Model #	Description	Wt.	A	B	C
R08-02	1/4" Pressure Regulator	6.6	1.6	4.0	1.6
R16-02	1/4" Pressure Regulator	1.7	3.0	5.2	2.6
R16-03	3/8" Pressure Regulator	1.7	3.0	5.2	2.6
R16-04	1/2" Pressure Regulator	1.7	3.0	5.2	2.6
R26-02	1/4" Pressure Regulator	2.5	3.4	6.5	3.1
R26-03	3/8" Pressure Regulator	2.5	3.4	6.5	3.1
R26-04	1/2" Pressure Regulator	2.5	3.4	6.5	3.1

## Specifications

Port Sizes	1/4", 3/8", 1/2"
Thread Styles	NPT, BSPP
Flow Capacity	40 SCFM R08 @ 100 PSI
Flow Capacity	71 SCFM R16 @ 100 PSI
Flow Capacity	112 SCFM R26 @ 100 PSI
Body Style	Zinc
Maximum Temp. Maximum Pressure*	175°F 300 PSIG
Adj. Pressure Range	0 to 125 PSIG

\*For higher pressure applications, consult factory.

## Order Guide—Medium Flow

Port	Flow Capacity	Relieving w/Gauge	Relieving w/o Gauge	Non Relieving w/Gauge	Non Relieving w/o Gauge
1/4"	40 SCFM	R08-02-F0G0	R08-02-F000	R08-02-R0G0	R08-02-R000
1/4"	71.5 SCFM	R16-02-G00	R16-02-000	R16-02-GN0	R16-02-N00
3/8"	80.5 SCFM	R16-03-G00	R16-03-000	R16-03-GN0	R16-03-N00
1/2"	88.0 SCFM	R16-04-G00	R16-04-000	R16-04-GN0	R16-04-N00

## Order Guide—High Flow

Port	Flow Capacity	Relieving w/Gauge	Relieving w/o Gauge	Non Relieving w/Gauge	Non Relieving w/o Gauge
1/4"	112 SCFM	R26-02-G00	R26-02-000	R26-02-GN0	R26-02-N00
3/8"	148 SCFM	R26-03-G00	R26-03-000	R26-03-GN0	R26-03-N00
1/2"	185 SCFM	R26-04-G00	R26-04-000	R26-04-GN0	R26-04-N00

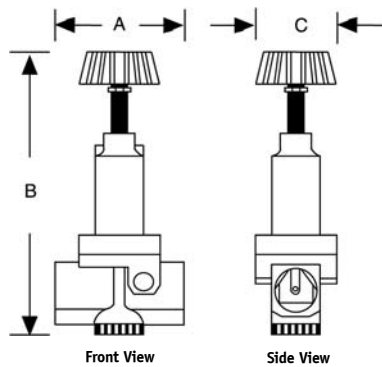
## Replacement Parts & Accessories

Description	Part Number	Description	Part Number
R08 Non Relieving Diaphragm	GRP-96-726	R16 Regulating Spring 0-125	RRP-95-224
R08 Relieving Diaphragm	GRP-96-725	R16 Bottom Rebuilding Kit	RRP-96-215
R08 Regulating Spring 0-125	GRP-96-717	R26 Non Relieving Diaphragm	RRP-96-332
R08 Bottom Valve Kit	RRP-96-727	R26 Relieving Diaphragm	RRP-96-238
R16 Non Relieving Diaphragm	RRP-96-216	R26 Regulating Spring 0-125	GRP-95-225
R16 Relieving Diaphragm	RRP-96-213	R26 Bottom Rebuilding Kit	RRP-96-294



1-800-521-9200

# 481, 500 & 800 SCFM High Flow Regulator



## Physical Dimensions

Model #	Description	Wt.	A	B	C
R30-06	3/4" Pressure Regulator	6.0	4.3	10.3	2.6
R30-08	1" Pressure Regulator	6.0	4.3	10.3	2.6
R30-0A	1-1/4" Pressure Regulator	6.0	4.3	10.3	2.6

## Order Guide

Port	Flow Capacity	Relieving w/o Gauge	Non Relieving w/o Gauge
3/4"	481 SCFM	R30-06-000	R30-06-N00
1"	500 SCFM	R30-08-000	R30-08-N00
1-1/4"	800 SCFM	R30-0A-000	R30-0A-N00

## Specifications

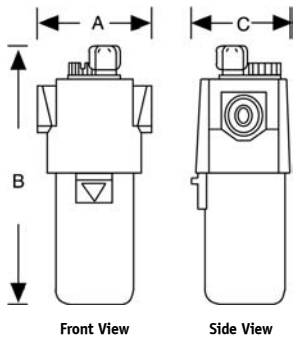
Port Sizes	3/4", 1", 1-1/4"
Thread Styles	NPT, BSPP
Flow Capacity	481 SCFM R30-06 @ 100 PSI
Flow Capacity	500 SCFM R30-08 @ 100 PSI
Flow Capacity	800 SCFM R30-0A @ 100 PSI
Body Style	Zinc
Maximum Temp.	175°F
Maximum Pressure*	300 PSIG
Adj. Pressure Range	0 to 125 PSIG

\*For higher pressure applications, consult factory.

## Replacement Parts & Accessories

Description	Part Number
R30 Non Relieving Piston	RRP-95-451
R30 Bottom Rebuilding Kit	RRP-95-159
R30 Regulating Spring 0-125	RRP-95-226

# 35–128 SCFM Compact Lubricator



## Physical Dimensions

Model #	Description	Wt.	A	B	C
L16-02	1/4" Lubricator	1.8	3.0	6.7	2.6
L16-03	3/8" Lubricator	1.8	3.0	6.7	2.6
L16-04	1/2" Lubricator	1.8	3.0	6.7	2.6
L26-02	1/4" Lubricator	2.4	3.4	7.1	3.1
L26-03	3/8" Lubricator	2.4	3.4	7.1	3.1
L26-04	1/2" Lubricator	2.4	3.4	7.1	3.1

## Specifications

Port Sizes	1/4", 3/8", 1/2"
Thread Styles	NPT, BSPP
Flow Capacity	36 to 64 SCFM L16 @ 100 PSI
Flow Capacity	35 to 128 SCFM L26 @ 100 PSI
Body Style	Zinc
Maximum Temp.	125°F
Maximum Pressure*	150 PSIG
Liquid volume L16	5 ounces
Liquid volume L26	10 ounces

\*For higher pressure applications, consult factory.

## Order Guide—Medium Flow

Port	Flow capacity	Poly Bowl	Metal Bowl
1/4"	36 SCFM	L16-02-000	L16-02-G00
3/8"	59 SCFM	L16-03-000	L16-03-G00
1/2"	64 SCFM	L16-04-000	L16-04-G00

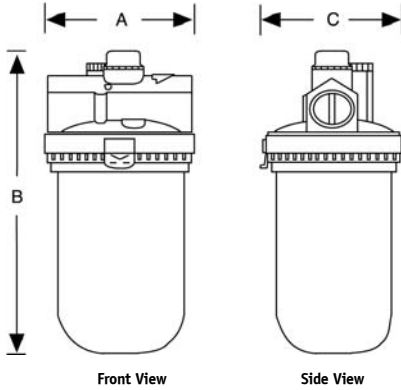
## Order Guide—High Flow

Port	Flow capacity	Poly Bowl	Metal Bowl
1/4"	35 SCFM	L26-02-000	L26-02-G00
3/8"	60 SCFM	L26-03-000	L26-03-G00
1/2"	128 SCFM	L26-04-000	L26-04-G00

## Replacement Parts & Accessories

Description	Part Number	Description	Part Number
L16 Poly Bowl w/Guard	GRP-95-133	L26 Poly Bowl w/Guard	GRP-95-931
L16 Wall Mount Bracket	GPA-95-016	L26 Wall Mount Bracket	GPA-95-946

# 196-374 SCFM High Flow Lubricator



## Physical Dimensions

Model #	Description	Wt.	A	B	C
L30-06	3/4" Pressure Regulator	6.0	4.7	10.3	4.8
L30-08	1" Pressure Regulator	6.0	4.7	10.3	4.8

## Order Guide

Port	Flow Capacity	Poly Bowl	Metal Bowl
3/4"	196 SCFM	L30-06-000	L30-06-G00
1"	374 SCFM	L30-08-000	L30-08-G00

## Specifications

Port Sizes	3/4", 1"
Thread Styles	NPT, BSPP
Flow Capacity	196 SCFM L30-06 @ 100 PSI
Flow Capacity	374 SCFM R30-08 @ 100 PSI
Body Style	Zinc
Maximum Temp.	125°F
Maximum Pressure*	150 PSIG
Liquid Capacity	26 ounces

\*For higher pressure applications, consult factory.

## Replacement Parts & Accessories

Description	Part Number
Plastic Bowl w/Drain	LRP-95-830
Metal Bowl w/Sight Glass	GRP-95-676
Wall Mount Bracket	GRP-95-734